

## **Chromebook Login and Authentication**

If your student is having trouble logging into his or her Chromebook, please follow these steps. If help is still needed, please email 355-HELP@greenville.k12.sc.us.

Student Username: (all lower case)

First initial of student first name

First five letters of student last name

+ last four digits of student ID number

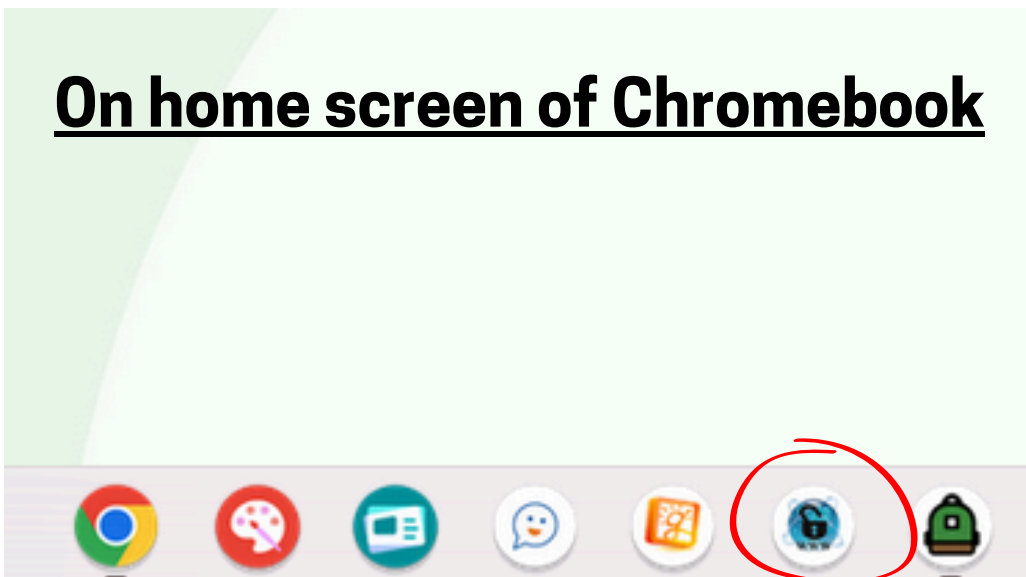
Student Password:

Student's birthday without slashes

For example September 24, 2005 would be written like this 092405

To authenticate a district Chromebook, click on the GCSD Authentication icon on the Chromebook. Students will log in using their GCS username and password. They will need to authenticate the Chromebook for 6 hours, and this must be done EVERY DAY.

### **On home screen of Chromebook**

A screenshot of the GCSD Authenticate login screen. At the top is an illustration of a laptop with a padlock icon. Below it is the title "GCSD Authenticate". A paragraph of text reads: "When using your device outside of the GCSD network, or if you are using a Chromebook, you are required to authenticate for Internet access." Below this is a login form with two input fields: "Username:" and "Password:". Below the fields is a blue "Log In" button. At the bottom is a small orange icon and a footer with links: "Help? | Privacy Policy | Copyright Policy | Acceptable Use Policy". At the very bottom is a dock with icons similar to the one in the previous image, including the circled GCSD Authentication icon.

## **Inicio de sesión y autenticación de Chromebook**

Si su estudiante tiene problemas para iniciar sesión en su Chromebook, siga estos pasos. Si aún necesita ayuda, envíe un correo electrónico a 355-HELP@greenville.k12.sc.us.

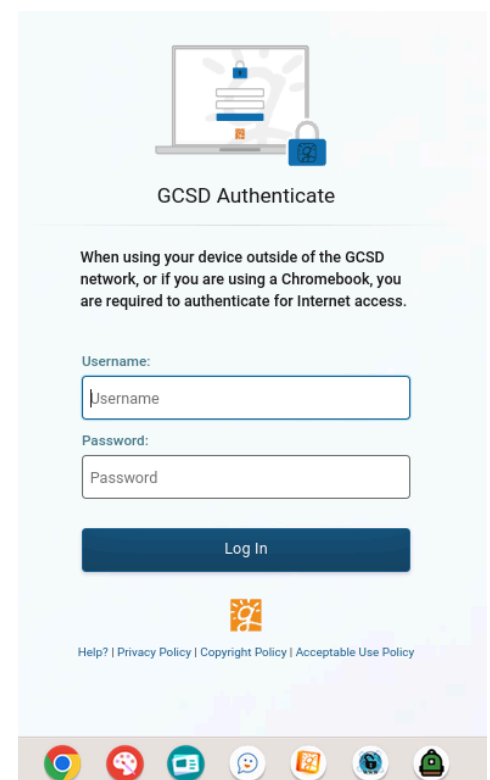
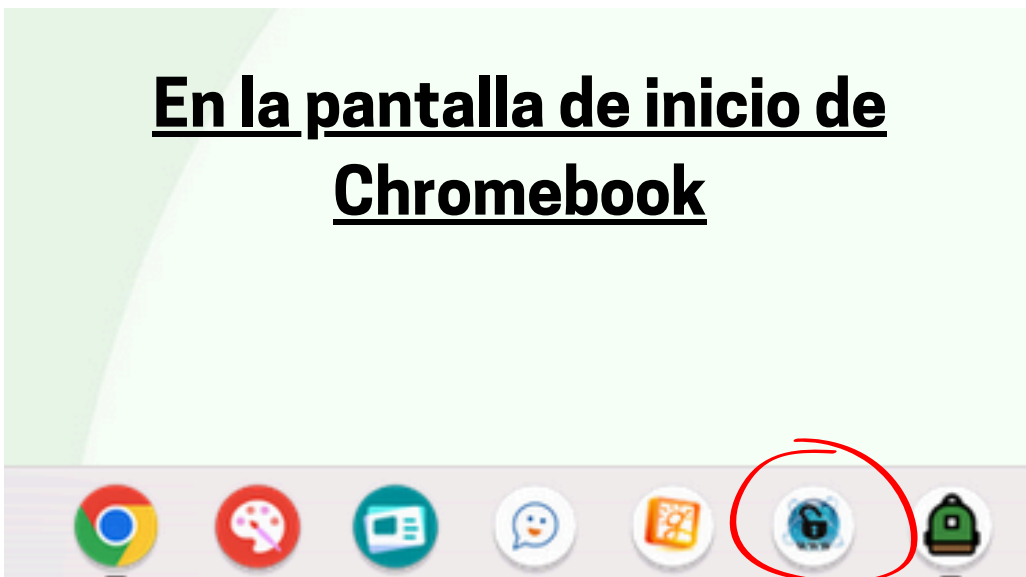
Nombre de usuario del estudiante: (todo en minúsculas) Primera inicial del nombre del estudiante Primeras cinco letras del apellido del estudiante + últimos cuatro dígitos del número de identificación del estudiante

Contraseña de estudiante:

Cumpleaños del estudiante sin barras Por ejemplo el 24 de septiembre de 2005 se escribiría así 092405

Para autenticar una Chromebook del distrito, haga clic en el ícono de autenticación de GCSD en la Chromebook. Los estudiantes iniciarán sesión con su nombre de usuario y contraseña de GCS. Deberán autenticar la Chromebook durante 6 horas, y esto debe hacerse TODOS LOS DÍAS.

## **En la pantalla de inicio de Chromebook**




GCSD Authenticate

When using your device outside of the GCSD network, or if you are using a Chromebook, you are required to authenticate for Internet access.

Username:

Password:

[Log In](#)



[Help?](#) | [Privacy Policy](#) | [Copyright Policy](#) | [Acceptable Use Policy](#)